



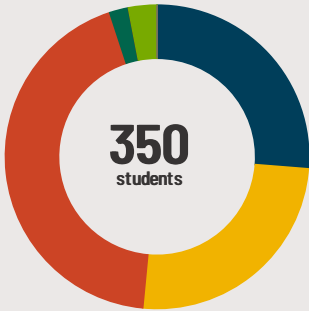
New Tech High - Zion-Benton East

1634 23rd St Zion, IL 60099 (847)731-9803

Grades: 9 - 12
District: Zion-Benton Twp HSD 126

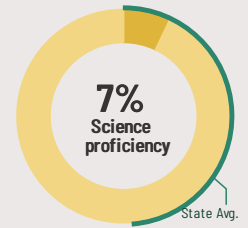

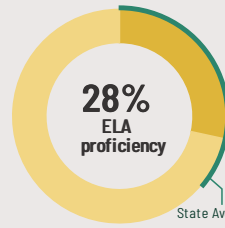
Principal: Mr.Christopher Kubic
Superintendent: Dr.Chris Clark

Fast Facts



Student Characteristics

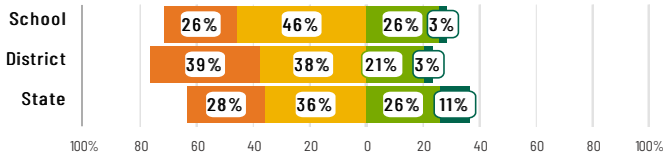
White	26%
Black	25%
Hispanic	43%
Asian	2%
American Indian	0%
Two or More Races	3%
Pacific Islander	0%
Low Income	47%
English Learners	1%
With IEPs	1%
With Disabilities	-
Homeless	0%



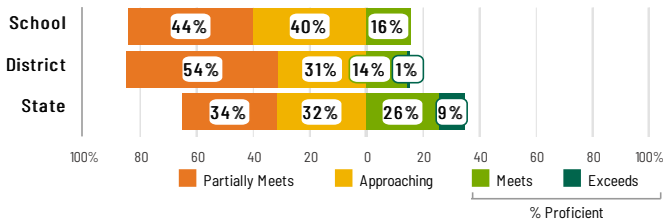
Academic Success

High school students take the SAT in English Language Arts and Math. The display shows SAT ELA & Math results in four performance levels.

English Language Arts



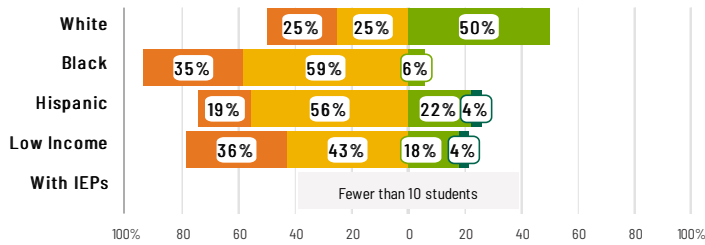
Mathematics



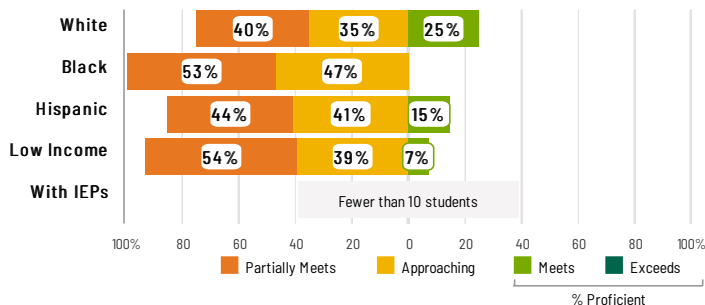
Success by Student Group

This display shows SAT ELA & Math performance levels for each student group. No data is shown for groups with fewer than 10 students.

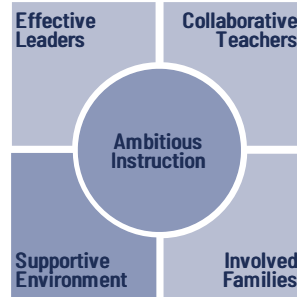
English Language Arts



Mathematics



School Environment



The **5Essentials Survey** allows students in grades 6-12 and all teachers to share their perspectives on essential conditions for learning. The anonymous survey consists of 5 components.

- Most implementation
- More implementation
- Average implementation
- Less implementation
- Least implementation
- Not Applicable/Low Response

Response Rates

Students	98%
Teachers	77%

Less Effective Leaders

Do principals and teachers implement a shared vision for success?

Less Collaborative Teachers

Do teachers collaborate to promote professional growth?

Average Ambitious Instruction

Are classes challenging and engaging?

Average Supportive Environment

Is the school safe, demanding, and supportive?

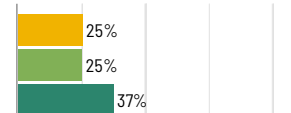
Less Involved Families

Does the entire staff build strong external relationships?

College Readiness

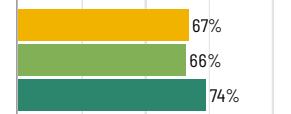
Early College Coursework

Students taking early college coursework in grades 10, 11, and 12



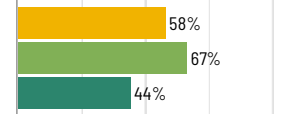
Postsecondary Enrollment

Students who enroll at colleges and universities



Community College Remediation (lower is better)

Students enrolled in Illinois community colleges who require remedial coursework



Graduation Rate

Percentage of students who graduated within 4 years



Legend: School (Yellow), District (Green), State (Dark Green)



New Tech High - Zion-Benton East

School Highlights

Academic Courses

American Decades, American Decades (11th) w/CLC, American National Politics (12th) w/CLC, Anatomy, Career Internship, Creative Writing/Publications I, Creative Writing/Publications II, Critical Thinking, Critical Thinking (11th) w/CLC, Entrepreneurial Leadership/Career Exploration, Film as Social Inquiry, Forensic Science, Heritage Speakers 2, Heritage Speakers I, Internet Fundamentals, Internet

Physical Education, Health and Wellness

Health Education Courses, Health/Driver Education (10th), Physical Education (11th), Physical Education (12th), Physical Education (9th)

Other Programs and Activities

Academic Team, Anime Club, Art Club, Bee Leaders, Brotherhood of Extraordinary Young Men, Career Education Events, Drama, Family Nights, Fitness Club, Forensics/Speech Teams, Green Bees, Healthy Youth, Hiking Club, Homecoming Committee, National Honor Society, NJROTC, Prom Committee, Rock & Roll Club, Rotary Interact Club, SHADES-Multicultural Club, Sister 2 Sister, Stagecrew, Student

School Awards

Chicago Magazine Top 5 High School in Lake County, IL, Democracy School by the Robert R. McCormick Foundation, Lake County ROE Attendance Week- 1st Place, U.S. News and World Report Bronze Medal

Career Development Courses and Programs

Career Internship (11th), Entrepreneurial Leadership/Career Exploration (10th)

Athletics

Boy's Baseball, Boy's Basketball, Boy's Cross Country, Boy's Football, Boy's Golf, Boy's Soccer, Boy's Swimming & Diving, Boy's Tennis, Boy's Track & Field, Boy's Volleyball, Boy's Wrestling, Cheerleading, Conditioning and Fitness Classes, Dance, Football, Girl's Badminton, Girl's Basketball, Girl's Bowling, Girl's Competitive Cheerleading, Girl's Competitive Dance, Girl's Cross Country, Girl's Golf, Girl's Soccer, Girl's Softball, Girl's

School Personnel Resources

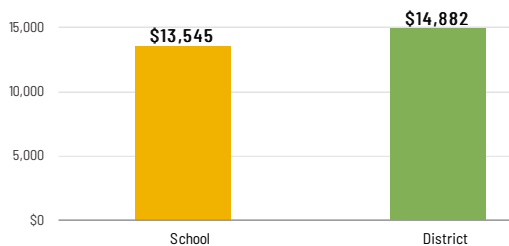
Academic Literacy Coach, Academic Math Coach, Academic Success Coordinator, District Career Counselor, District College Counselor, School Engagement Specialist, School Guidance Counselor, School Social Worker

Facilities

Digital Media Center, Fitness Center

School-Level Finance

The Every Student Succeeds Act requires LEAs to report school-level expenditure data, beginning with School Year 18-19 data. LEAs are required to report actual personnel and non-personnel expenditures of both site-specific and district centralized expenditures. Expenditures are shown at the site level and must be disaggregated by source of funds (federal vs. state/local). These data are self-reported and may differ from AFR data.



Educator Measures

This school has had **2 principal(s)** over the past 6 years. In the last three years, an average of **89% of teachers** return to this school each year.

Student Attendance and Mobility

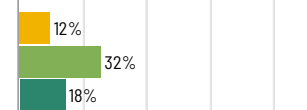
Attendance Rate

Rate at which students are present at school, not including excused or unexcused absences



Chronic Absenteeism

Percentage of students who miss 10% or more of school days per year either with or without a valid excuse



Student Mobility

Percentage of students who transfer in or out of the school during the school year, not including graduates



Teacher Retention

Percentage of full time teachers who return to the same school year to year



0% 25 50 75 100%
School District State

FOR MORE INFORMATION

Visit IllinoisReportCard.com to see additional details about each item of information for this school. There you will find charts spanning multiple years, detailed explanations, resources, more of the school's programs and activities, and powerful tools that let you dig deeper into data.

Most of this data has been collected by ISBE from school districts through data systems. Some information, such as the School Highlights, is entered directly by principals and can be updated throughout the year.