



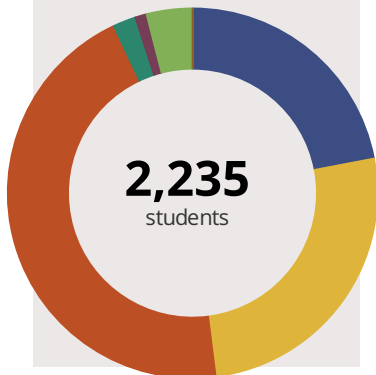
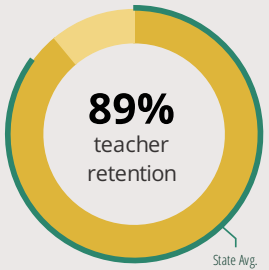
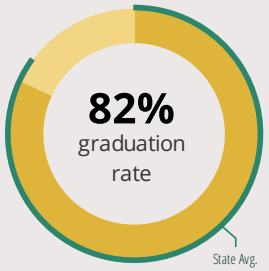
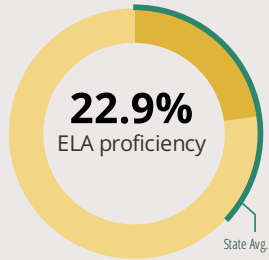
Zion-Benton Twnshp Hi Sch

3901 21st St Zion, IL 60099 (847) 731-9303

Grades: 9 - 12
District: Zion-Benton Twp HSD 126

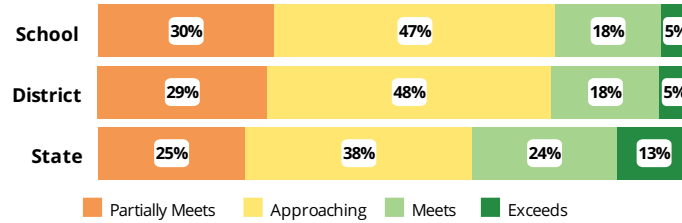
Principal: Dr. Christopher Pawelczyk
Superintendent: Dr. Chris Clark

FAST FACTS



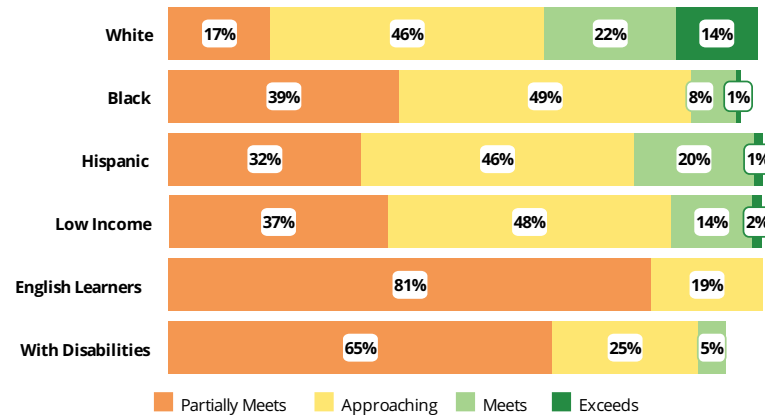
Academic Success

High school students take the SAT in Math and English Language Arts. The display shows SAT ELA results in four performance levels.



Success by Student Group

This display shows SAT ELA performance levels for each student group. No data is shown for groups with fewer than 10 students.



Student Characteristics

White	22%	Low Income	62%
Black	26%	English Learners	8%
Hispanic	45%	With Disabilities	15%
Asian	2%	Homeless	1%
American Indian	1%		
Two or More Races	4%		
Pacific Islander	0%		

School Environment



The **5Essentials Survey** allows students in grades 6-12 and all teachers to share their perspectives on essential conditions for learning. The anonymous survey consists of 5 components.

- Most implementation
- More implementation
- Average implementation
- Less implementation
- Least implementation
- Not Applicable/Low Response

Response Rates

Students	-
Teachers	-

Effective Leaders

Do principals and teachers implement a shared vision for success?

Collaborative Teachers

Do teachers collaborate to promote professional growth?

Ambitious Instruction

Are the classes challenging and engaging?

Supportive Environment

Is the school safe, demanding, and supportive?

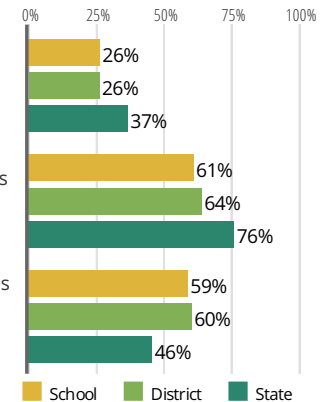
Involved Families

Does the entire staff build strong external relationships?

College Readiness

Early College Coursework

Students taking early college coursework in grades 10, 11, and 12



Postsecondary Enrollment

Students who enroll at colleges and universities

Postsecondary Remediation (lower is better)

Students enrolled in Illinois community colleges who require remedial coursework



Zion-Benton Twnshp Hi Sch

School Highlights

Academic Courses

3-D Sculpture 1 and 2, ACT/SAT Prep Courses, Acting 1, 2, and 3, Advisory Program, Africa: History, Culture & People, African Literature and Composition, American Sign Language 1 & 2, AP Biology, AP Calculus AB, AP Chemistry, AP Chemistry, AP Computer Science, AP English Language and Composition, AP English Literature and Composition, AP Environmental Science, AP Human Geography, AP Music Theory, AP Physics, AP Psychology, AP Spanish Language & Culture, AP Spanish Language and Culture, AP Sta...

Physical Education, Heath and Wellness

Adventure Education, Athletic Training, Freshman Fitness Orientation, Health Education Courses, Integrated Physical Education, Lifeguard Training, Modified Physical Education, Physical Education 2, Physical Education 3 and 4, Strength and Conditioning, Water Safety Instruction

Other Programs and Activities

8-9th Grade Transition Workshops, Art Club, Bass Fishing, Brotherhood of Extraordinary Young Men, Career Education Events, Drama/Theatre, Family Nights, Forensics/Speech Teams, French Club, German Club, HATT, Healthy Youth, Homecoming Committee, Jazz Choir, Key Club, Marching Band, Mosaics, National Honor Society, NJROTC - Drill Team, NJROTC - Orienteering, NJROTC - Rifle Team, Nor-Easter - Yearbook, Parent Associations, Prom Committee, Robotics Team, Scholastic Bowl, SHADES-Multicultural Clu...

School Awards

AP Honor Roll of Distinction 2017, NJROTC Distinguished Unit, Number One NJROTC Unit in the Nation

Career Development Courses and Programs

3-D Modeling, Accounting, Adult Living, Business Concepts, Business Law, Child Development 1 and 2, Computer Tech, Electricity Electronics 1 and 2, Engineering and Architecture, Entrepreneurship, Family and Consumer Science Careers, Foods and Nutrition 1 and 2, Intro to Carpentry--Building Trades Construction, Intro to Television, LCAVC - 3D Game Programming and App Development, LCAVC - Automotive Collision Repair, LCAVC - Automotive Service, LCAVC - Certified Nurse Assisting, LCAVC - Comput...

Athletics

Boy's Baseball, Boy's Basketball, Boy's Cross Country, Boy's Soccer, Boy's Swimming & Diving, Boy's Tennis, Boy's Track & Field, Boy's Volleyball, Boy's Wrestling, Cheerleading, Color Guard, Conditioning and Fitness Classes, Football, Girl's Badminton, Girl's Basketball, Girl's Bowling, Girl's Cross Country, Girl's Soccer, Girl's Softball, Girl's Swimming & Diving, Girl's Tennis, Girl's Track & Field, Girl's Volleyball, Golf

School Personnel Resources

Assistant Director (Special Education), Bilingual Education Teacher, Curriculum Specialist, Department Chair, English as a Second Language Teacher, General Administrator or General Supervi, Librarian/Media Specialist, Paraprofessional, Reading Specialist, Reading Teacher, School Guidance Counselor, School Nurse, School Psychologist, School Social Worker, Special Education Teacher, Speech Language Pathologist-non teaching, Student Dean, Supervisory Dean, Technology Specialist, Vocational Coord...

Facilities

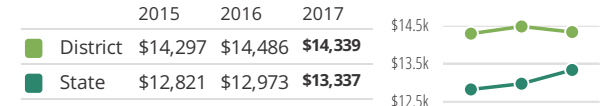
Most of this data has been collected by ISBE from school districts through data systems. Some information, such as the School Highlights, is entered directly by principals and can be updated throughout the year.

District Finance

Instructional Spending per Pupil includes only the activities directly dealing with the teaching of students or the interaction between teachers and students.



Operational Spending per Pupil includes all costs for overall operations in this school's district, including Instructional Spending, but excluding summer school, adult education, capital expenditures, and long-term debt payments.



Educator Measures

This school has had **2 principal(s)** over the past 6 years. In the last three years, an average of **89% of teachers** return to this school each year.

Student Attendance and Mobility

Attendance Rate

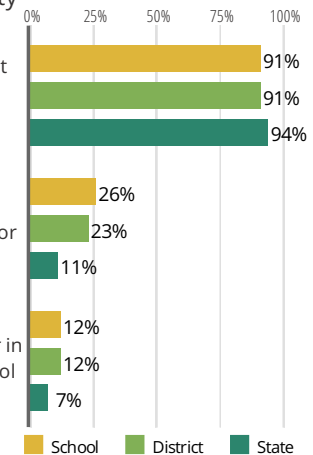
Rate at which students are present at school, not including excused or unexcused absences

Chronic Truancy Rate

Percentage of students who have been absent without valid reasons for 5% or more of regular school days

Student Mobility

Percentage of students who transfer in or out of the school during the school year, not including graduates



FOR MORE INFORMATION

Visit IllinoisReportCard.com to see additional details about each item of information for this school. There you will find charts spanning multiple years, detailed explanations, resources, more of the school's programs and activities, and powerful tools that let you dig deeper into data.