



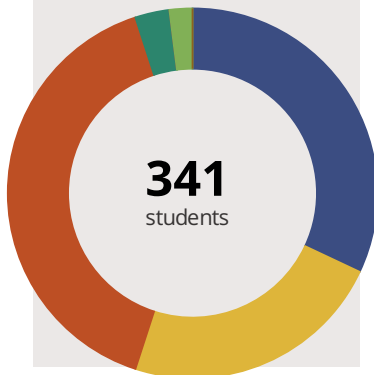
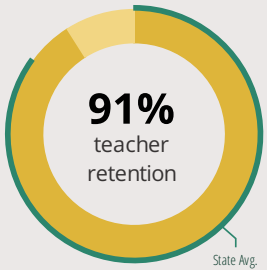
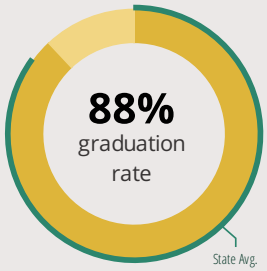
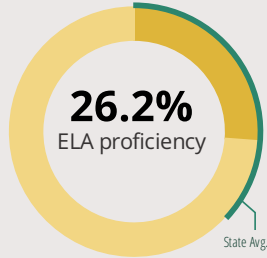
New Tech High - Zion-Benton East

1634 23rd St Zion, IL 60099 (847) 731-9803

Grades: 9 - 12
District: Zion-Benton Twp HSD 126

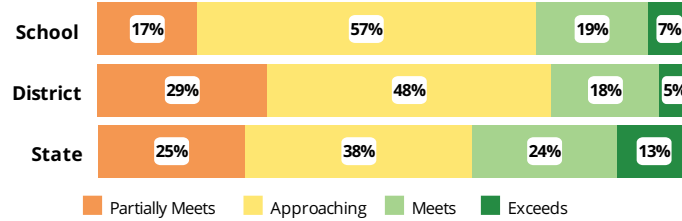
Principal: Dr. David Frusher
Superintendent: Dr. Chris Clark

FAST FACTS



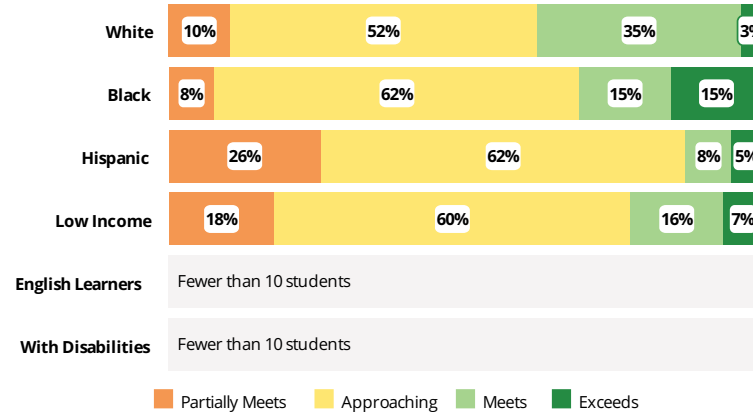
Academic Success

High school students take the SAT in Math and English Language Arts. The display shows SAT ELA results in four performance levels.



Success by Student Group

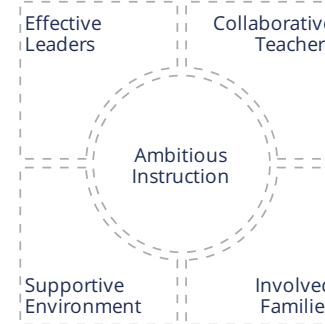
This display shows SAT ELA performance levels for each student group. No data is shown for groups with fewer than 10 students.



Student Characteristics

White	32%	Low Income	50%
Black	23%	English Learners	2%
Hispanic	40%	With Disabilities	1%
Asian	3%	Homeless	0%
American Indian	0%		
Two or More Races	2%		
Pacific Islander	0%		

School Environment



The **5Essentials Survey** allows students in grades 6-12 and all teachers to share their perspectives on essential conditions for learning. The anonymous survey consists of 5 components.

- Most implementation
- More implementation
- Average implementation
- Less implementation
- Least implementation
- Not Applicable/Low Response

Response Rates

Students	-
Teachers	-

Effective Leaders

Do principals and teachers implement a shared vision for success?

Collaborative Teachers

Do teachers collaborate to promote professional growth?

Ambitious Instruction

Are the classes challenging and engaging?

Supportive Environment

Is the school safe, demanding, and supportive?

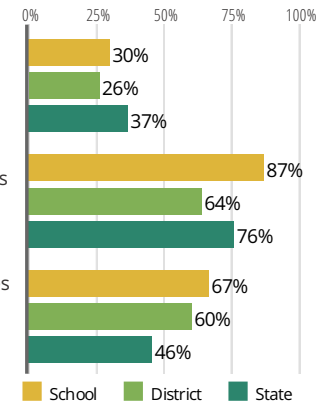
Involved Families

Does the entire staff build strong external relationships?

College Readiness

Early College Coursework

Students taking early college coursework in grades 10, 11, and 12



Postsecondary Enrollment

Students who enroll at colleges and universities

Postsecondary Remediation (lower is better)

Students enrolled in Illinois community colleges who require remedial coursework



New Tech High - Zion-Benton East

School Highlights

Academic Courses

American Decades, American Decades (11th) w/CLC, American National Politics (12th) w/CLC, Anthropology, Career Internship, Creative Writing/Publications I, Creative Writing/Publications II, Critical Thinking, Critical Thinking (11th) w/CLC, Entrepreneurial Leadership/Career Exploration, Film as Social Inquiry, Internet Fundamentals, Internet Fundamentals (11th) w/CLC, Intro to Art (12th) w/CLC, Intro to Criminal Justice (12th) w/ CLC, Intro to Digital Media, Intro to Digital Media (11th) w/CLC...

Physical Education, Health and Wellness

Health Education Courses, Health/Driver Education (10th), Physical Education (11th), Physical Education (12th), Physical Education (9th)

Other Programs and Activities

Academic Team, Anime Club, Book Club, Brotherhood of Extraordinary Young Men, Career Education Events, Chess Club, Drama, Family Nights, Forensics/Speech Teams, Guitar Club, Healthy Youth, Hiking Club, Homecoming Committee, Lunch Bunch Sports Club, National Honor Society, NJROTC, Prom Committee, Reading Clubs, Rock & Roll Club, Rotary Interact Club, SHADES-Multicultural Club, Sister 2 Sister, Stagecrew, Student Council/Government, Student Leadership Network, SWARM Spirit Club, Tech Crew, Writ...

School Awards

Chicago Magazine Top 5 High School in Lake County, IL, Democracy School by the Robert R. McCormick Foundation, Lake County ROE Attendance Week - 2nd Place, U.S. News and World Report Bronze Medal

Career Development Courses and Programs

Career Internship (11th), Entrepreneurial Leadership/Career Exploration (10th)

Athletics

Boy's Baseball, Boy's Basketball, Boy's Cross Country, Boy's Football, Boy's Golf, Boy's Soccer, Boy's Swimming & Diving, Boy's Tennis, Boy's Track & Field, Boy's Volleyball, Boy's Wrestling, Cheerleading, Conditioning and Fitness Classes, Dance, Football, Girl's Badminton, Girl's Basketball, Girl's Bowling, Girl's Competitive Cheerleading, Girl's Competitive Dance, Girl's Cross Country, Girl's Golf, Girl's Soccer, Girl's Softball, Girl's Swimming & Diving, Girl's Tennis, Girl's Track & Field...

School Personnel Resources

School Guidance Counselor, School Social Worker

Facilities

Digital Media Center

District Finance

Instructional Spending per Pupil includes only the activities directly dealing with the teaching of students or the interaction between teachers and students.



Operational Spending per Pupil includes all costs for overall operations in this school's district, including Instructional Spending, but excluding summer school, adult education, capital expenditures, and long-term debt payments.



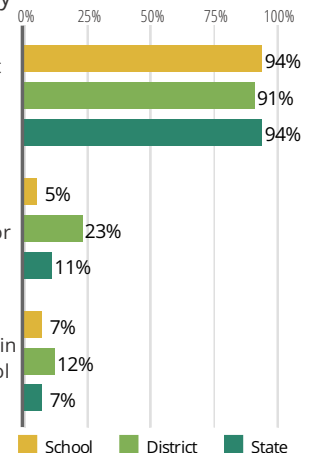
Educator Measures

This school has had **2 principal(s)** over the past 6 years. In the last three years, an average of **91% of teachers** return to this school each year.

Student Attendance and Mobility

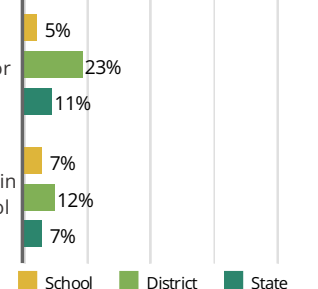
Attendance Rate

Rate at which students are present at school, not including excused or unexcused absences



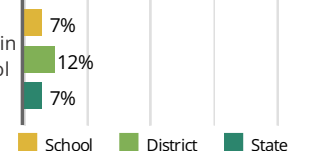
Chronic Truancy Rate

Percentage of students who have been absent without valid reasons for 5% or more of regular school days



Student Mobility

Percentage of students who transfer in or out of the school during the school year, not including graduates



FOR MORE INFORMATION

Visit IllinoisReportCard.com to see additional details about each item of information for this school. There you will find charts spanning multiple years, detailed explanations, resources, more of the school's programs and activities, and powerful tools that let you dig deeper into data.

Most of this data has been collected by ISBE from school districts through data systems. Some information, such as the School Highlights, is entered directly by principals and can be updated throughout the year.